

Scaled data based on original data using  
LM-79-08 Approved Method: Electrical and Photometric Measurements of Solid-  
State Lighting Products

Test Report Prepared for  
Cooper Lighting Solutions  
(formerly Eaton)

Brand: McGRAW-EDISON

Report Number: P386850

Luminaire Tested: **GWC-SA2C-740-U-T4FT-HSS**

Issue Date: 3/3/2020

**Test Information**

Test Method: LM-79-08  
Report Number: P386850  
TEST IS SCALED FROM IESNA LM-79-08 TEST DATA (G2-1903-205-17)  
Test Lab: INNOVATION CENTER  
Issue Date: 3/3/2020  
Manufacturer: COOPER LIGHTING SOLUTIONS (FORMERLY EATON)  
Product Line: MCGRAW-EDISON  
Catalog Number: GWC-SA2C-740-U-T4FT-HSS  
Description: GALLEON WALL LUMINAIRE  
(2) 70 CRI, 4000K, 1050mA LIGHTSQUARES WITH 16 LEDS EACH AND TYPE IV FORWARD THROW OPTICS WITH HOUSE SIDE SHIELD  
Light Source: -  
Ballast/Driver: ELECTRONIC DRIVER

**Summary**

Lumens per Lamp: N/A  
Luminaire Lumens: 10482 lumens  
Efficiency: N/A  
Efficacy: 92.8 lumens/watt  
Luminous Opening: Rectangular (W 1' x L: 0.5' x H: 0')  
IES Classification: Type IV - Short  
BUG Rating: B1 - U0 - G2

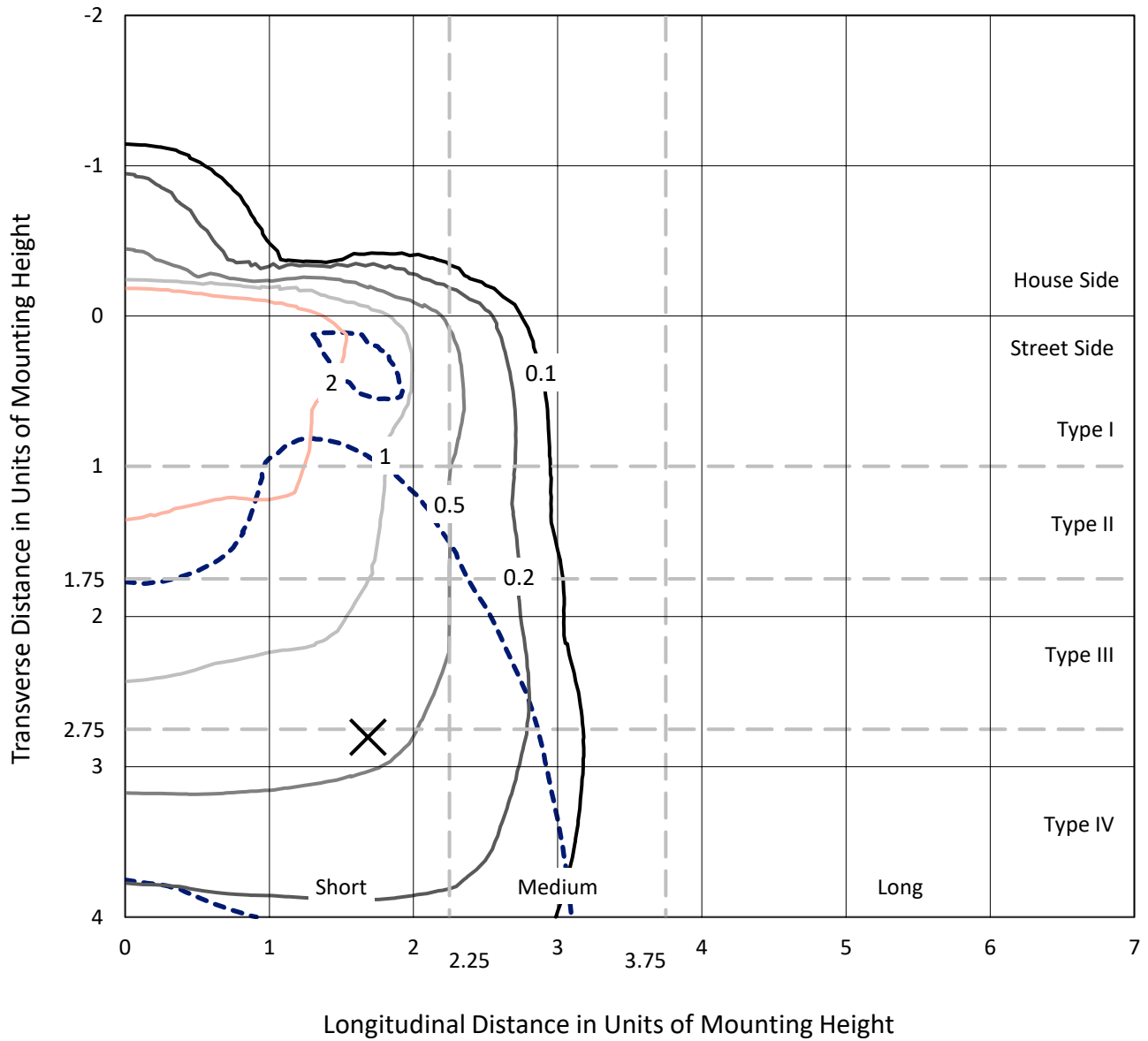
Input Watts (W): 113  
Input Voltage (V): NR  
Input Current (Ain): NR  
Voltage Rise (V): NR  
Power Factor: NR  
Total Harmonic Distortion (THDi): NR  
Frequency (hertz): 60  
Stabilization Time: NR  
Operation Time: NR  
Ambient Temperature (°C): NR  
Test Distance: 24 FT



REPORT NUMBER: P386850  
 CATALOG NUMBER: GWC-SA2C-740-U-T4FT-HSS

### Iso-Footcandle Lines of Horizontal Illumination

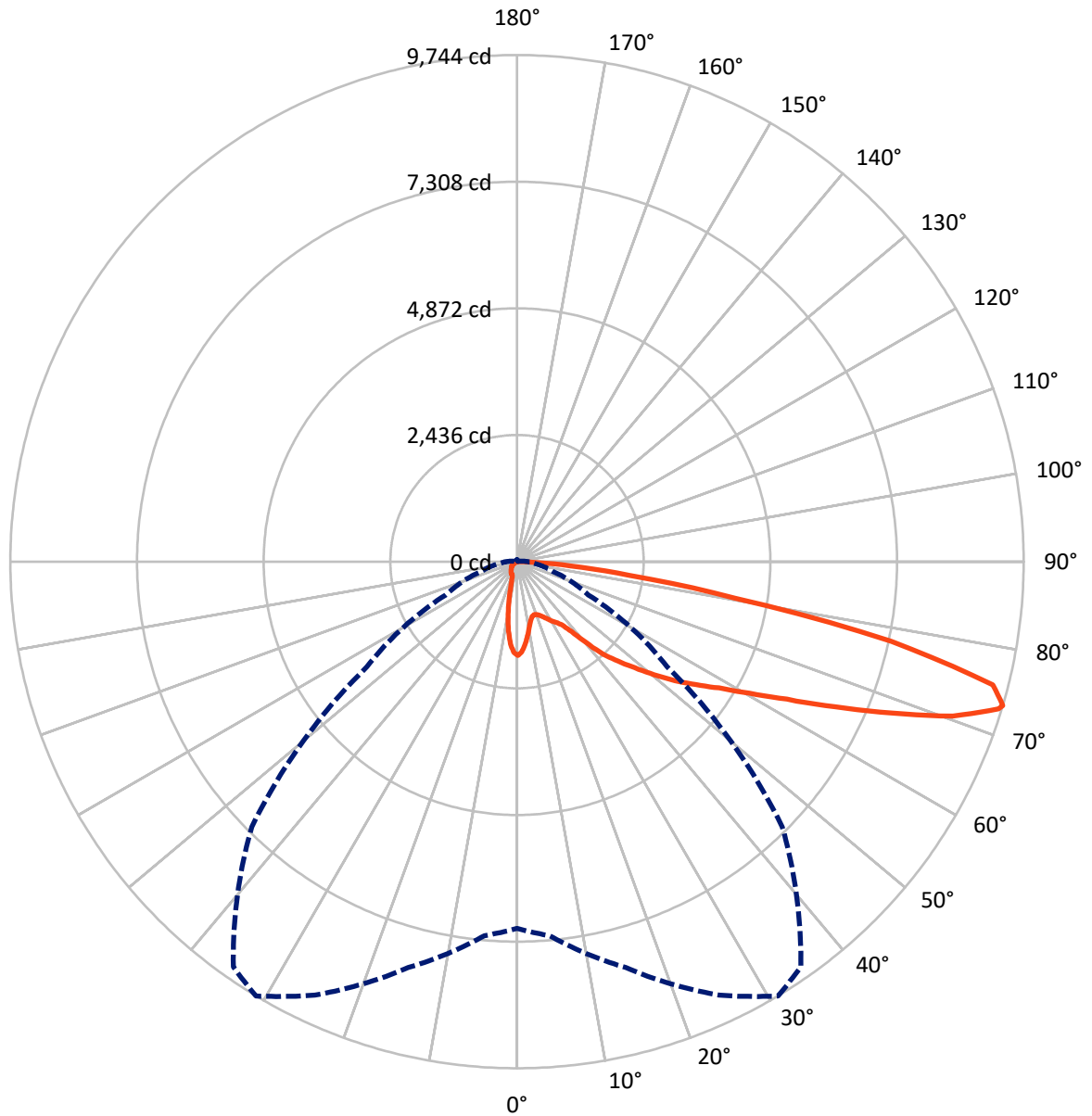
× Max cd  
 - - - 1/2 Max cd



Based on 20 foot mounting height. Maximum calculated value = 4.5 fc  
 Type IV - Short - N/A

REPORT NUMBER: P386850  
CATALOG NUMBER: GWC-SA2C-740-U-T4FT-HSS

### Luminous Intensity Polar Plot



— Vertical Plane Through 31-Deg Lateral    - - - Horizontal Cone Through 73-Deg Vertical

REPORT NUMBER: P386850  
 CATALOG NUMBER: GWC-SA2C-740-U-T4FT-HSS

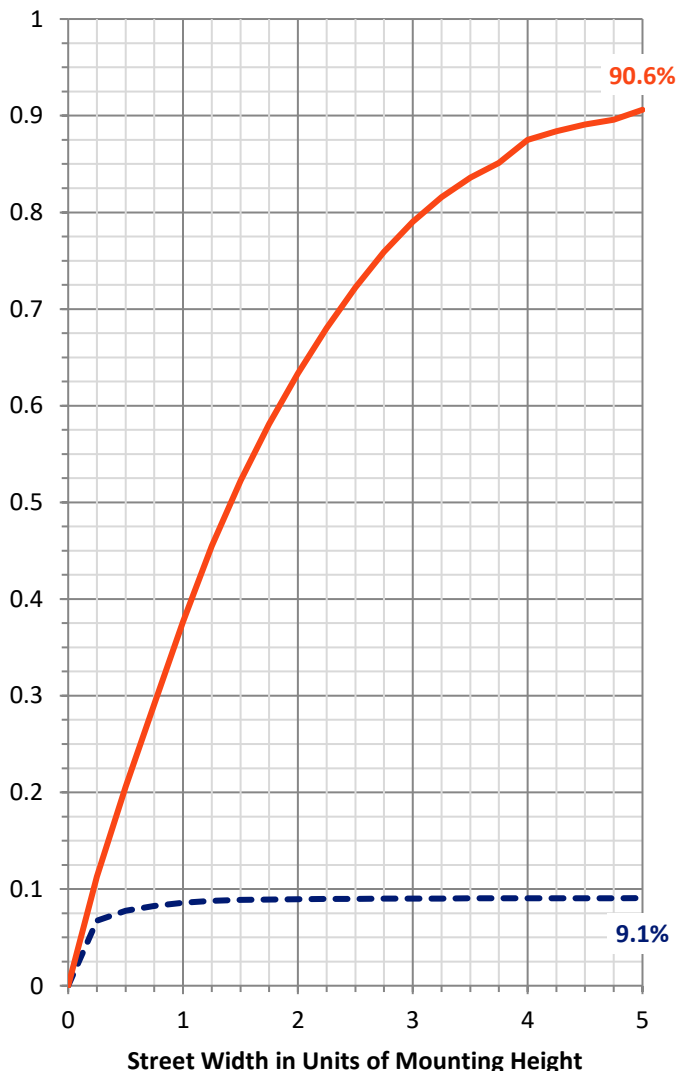
**FLUX DISTRIBUTION:**

		Downward	Upward	Total
<b>House Side</b>	Lumens	955.5	0.0	955.5
	% Fixture	9.1	0.0	9.1
<b>Street Side</b>	Lumens	9526.5	0.0	9526.5
	% Fixture	90.9	0.0	90.9
<b>Total</b>	Lumens	10482.0	0.0	10482.0
	% Fixture	100.0	0.0	100.0

**ZONAL LUMENS:**

Zone	Lumens	% Fixture
0°-10°	149.5	1.4
10°-20°	324.7	3.1
20°-30°	486.5	4.6
30°-40°	774.0	7.4
40°-50°	1382.1	13.2
50°-60°	2144.6	20.5
60°-70°	2850.9	27.2
70°-80°	2144.5	20.5
80°-90°	225.3	2.1
90°-100°	0.0	0.0
100°-110°	0.0	0.0
110°-120°	0.0	0.0
120°-130°	0.0	0.0
130°-140°	0.0	0.0
140°-150°	0.0	0.0
150°-160°	0.0	0.0
160°-170°	0.0	0.0
170°-180°	0.0	0.0
0°-90°	10482.0	100.0
0°-180°	10482.0	100.0

**Coefficient of Utilization**



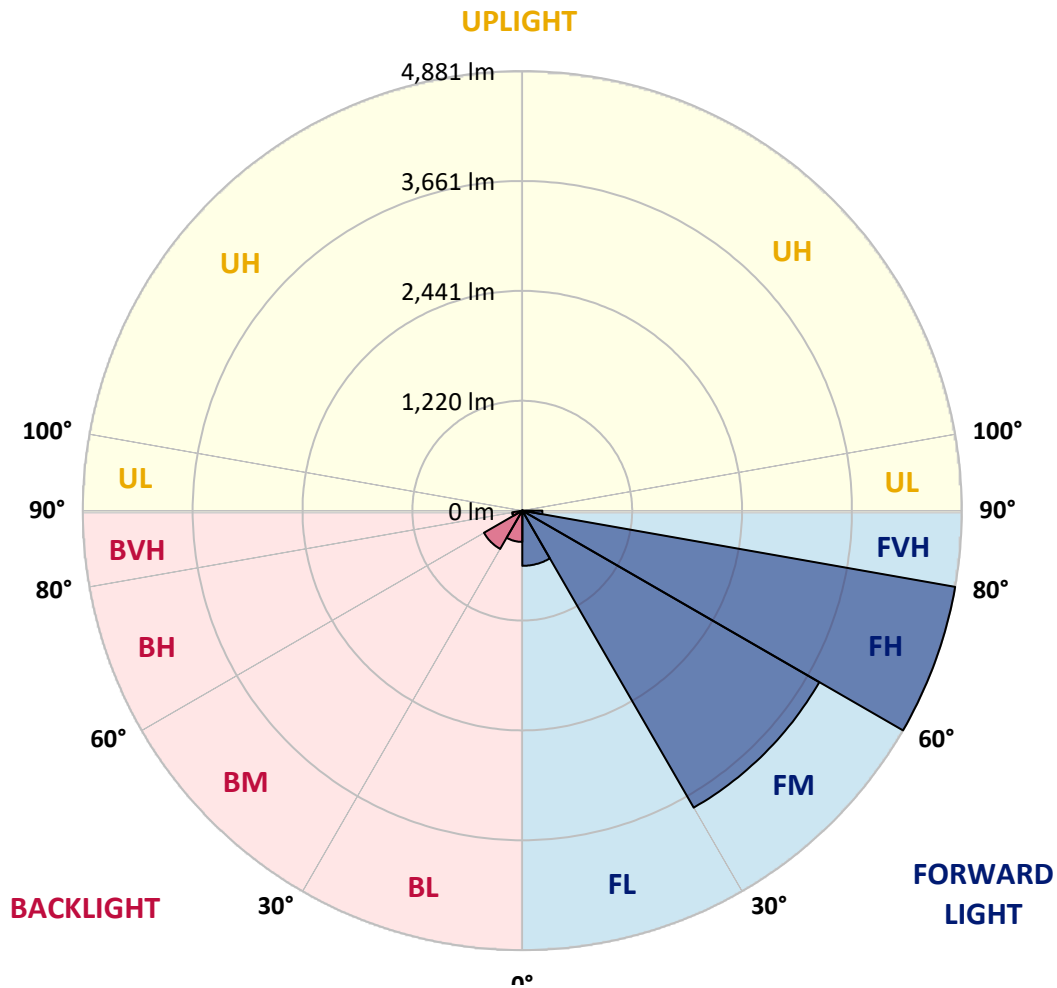
REPORT NUMBER: P386850

CATALOG NUMBER: GWC-SA2C-740-U-T4FT-HSS

**LUMINAIRE CLASSIFICATION SYSTEM LUMEN TABLE AND BUG RATING:**

Zone	Lumens	% Fixture	Zone Rating/Lumen Limit		
			B	U	G
FL (0°-30°)	613.2	5.9			
FM (30°-60°)	3808.8	36.3			
FH (60°-80°)	4881.1	46.6			G2/5000
FVH (80°-90°)	223.4	2.1			G2/225
BL (0°-30°)	347.4	3.3	B1/500		
BM (30°-60°)	491.8	4.7	B1/1000		
BH (60°-80°)	114.3	1.1	B1/500		G1/500
BVH (80°-90°)	1.9	0.0			G0/10
UL (90°-100°)	0.0	0.0		U0/0	
UH (100°-180°)	0.0	0.0		U0/0	

**BUG Rating: B1-U0-G2**  
 Type IV Short





REPORT NUMBER: P386850

CATALOG NUMBER: GWC-SA2C-740-U-T4FT-HSS

**CANDELA DISTRIBUTION (FULL):**

	0°	5°	15°	25°	31°	35°	45°	55°	65°	75°	85°
0°	1803.4	1803.4	1803.4	1803.4	1803.4	1803.4	1803.4	1803.4	1803.4	1803.4	1803.4
2.5°	1709.1	1716.3	1723.9	1725.5	1738.3	1738.8	1757.3	1771.1	1785.0	1798.3	1802.9
5°	1533.7	1545.4	1559.3	1573.1	1600.3	1611.1	1656.2	1702.4	1746.5	1788.6	1809.1
7.5°	1346.4	1359.8	1379.3	1413.6	1443.9	1464.9	1536.2	1618.3	1700.4	1777.8	1822.4
10°	1175.6	1187.9	1208.5	1244.9	1291.5	1320.3	1416.2	1530.1	1650.6	1768.1	1842.4
12.5°	1066.9	1073.6	1084.8	1123.8	1165.9	1198.2	1311.0	1452.1	1609.6	1767.5	1874.7
15°	1046.9	1048.9	1039.7	1057.1	1090.0	1121.3	1235.6	1389.0	1578.3	1775.8	1916.8
17.5°	1078.7	1077.7	1046.9	1044.8	1071.0	1096.6	1198.7	1345.4	1556.2	1794.7	1971.2
20°	1126.9	1123.3	1070.0	1060.2	1087.9	1112.0	1196.1	1329.0	1548.0	1826.5	2037.3
22.5°	1191.0	1184.9	1101.3	1091.0	1120.7	1145.9	1227.9	1344.9	1555.2	1869.1	2114.3
25°	1270.5	1261.3	1155.1	1143.8	1174.1	1199.2	1284.9	1390.5	1576.7	1920.9	2211.7
27.5°	1360.3	1346.9	1241.3	1212.0	1246.4	1272.6	1360.8	1460.3	1610.6	1975.8	2331.3
30°	1444.9	1427.5	1332.1	1283.9	1325.9	1355.2	1442.9	1543.4	1665.0	2060.4	2494.9
32.5°	1530.1	1510.6	1413.1	1355.7	1393.6	1425.4	1527.5	1657.8	1767.0	2189.7	2712.4
35°	1726.0	1705.5	1586.0	1491.1	1490.6	1508.5	1646.0	1814.2	1901.9	2369.7	2971.9
37.5°	2055.8	2044.0	1930.1	1750.1	1701.9	1681.9	1807.6	2000.9	2095.8	2617.5	3264.8
40°	2416.9	2406.7	2278.9	2115.8	2042.5	1993.2	2039.4	2261.0	2369.7	2920.1	3563.8
42.5°	2824.7	2776.0	2548.2	2499.5	2433.8	2396.4	2354.8	2581.6	2706.2	3249.4	3860.3
45°	3195.0	3113.0	2817.5	2743.6	2728.8	2738.0	2761.1	3012.4	3084.7	3640.8	4155.7
47.5°	3415.6	3350.9	3124.2	3053.5	3049.3	3110.4	3284.8	3499.2	3461.7	3981.8	4415.8
50°	3625.4	3566.9	3378.6	3396.1	3415.1	3498.2	3879.3	3999.8	3805.9	4291.1	4654.3
52.5°	3795.1	3705.9	3607.4	3705.4	3798.7	3932.6	4492.7	4449.1	4050.1	4537.3	4858.4
55°	3893.1	3852.6	3900.3	3998.8	4174.2	4391.7	5071.8	4823.0	4228.6	4762.0	4994.4
57.5°	4252.2	4172.7	4267.5	4352.7	4581.5	4885.6	5567.8	5101.6	4357.3	4901.0	5025.7
60°	4686.6	4622.5	4678.4	4820.0	5128.8	5486.3	6031.5	5328.8	4424.5	4990.3	4944.6
62.5°	5378.0	5293.4	5258.5	5417.0	5826.3	6216.7	6383.4	5486.3	4409.6	4950.8	4666.6
65°	6304.4	6216.7	6060.7	6204.4	6725.0	7000.4	6776.8	5519.6	4307.0	4631.2	3963.9
67.5°	7253.3	7189.7	7056.3	7298.4	7768.3	7857.0	7192.8	5438.6	3976.7	3755.1	2800.6
70°	7880.1	7852.9	7939.6	8475.1	8894.1	8868.5	7574.4	5003.1	3099.6	2309.2	1385.4
72.5°	7428.2	7558.5	8198.6	9169.6	9681.5	9472.2	7378.4	3841.8	1771.6	888.4	400.6
73°	7053.8	7220.5	8082.2	9195.7	9743.6	9514.3	7213.8	3526.4	1510.1	701.2	303.7
75°	4907.2	5111.8	6691.1	8564.3	9453.2	9065.0	6013.0	2158.4	699.6	310.8	122.6
77.5°	2382.5	2533.9	3684.4	6187.9	7351.8	7082.5	3743.3	804.3	316.0	194.4	56.4
80°	889.4	988.9	1599.3	3149.4	4248.6	4359.9	1646.5	304.2	210.3	156.4	28.7
82.5°	232.9	259.5	589.9	1404.4	2177.4	2278.9	519.1	153.4	153.9	128.7	17.4
85°	74.4	85.1	184.1	630.4	1025.9	900.7	135.4	74.4	111.8	95.9	9.7
87.5°	9.2	11.8	58.5	148.2	226.2	125.7	21.0	22.1	47.7	53.3	5.6
90°	0.0	0.0	0.0	0.0	0.0	0.0	0.0	0.0	0.0	0.0	0.0



REPORT NUMBER: P386850

CATALOG NUMBER: GWC-SA2C-740-U-T4FT-HSS

**CANDELA DISTRIBUTION (continued):**

	90°	95°	105°	115°	125°	135°	145°	155°	165°	175°	180°
0°	1803.4	1803.4	1803.4	1803.4	1803.4	1803.4	1803.4	1803.4	1803.4	1803.4	1803.4
2.5°	1807.6	1805.0	1805.5	1792.2	1783.4	1766.0	1748.1	1739.8	1731.1	1727.5	1731.1
5°	1816.8	1812.2	1798.8	1757.8	1714.2	1657.8	1604.9	1564.9	1514.7	1500.8	1515.2
7.5°	1831.1	1821.9	1782.9	1699.3	1602.4	1494.7	1373.6	1285.4	1213.1	1166.4	1183.3
10°	1852.2	1834.7	1756.3	1614.2	1440.8	1250.0	1078.2	944.3	849.4	810.4	808.9
12.5°	1887.6	1854.7	1723.4	1503.4	1243.3	988.9	763.7	618.6	541.7	491.9	490.9
15°	1926.6	1878.3	1681.9	1370.5	1013.5	708.4	491.9	381.6	331.9	316.0	313.9
17.5°	1974.3	1905.5	1628.0	1206.9	773.0	469.3	321.1	289.3	287.2	285.7	285.7
20°	2034.3	1937.8	1558.8	1019.7	548.3	313.4	272.9	274.9	276.0	273.9	274.4
22.5°	2104.0	1970.7	1476.2	818.6	370.8	262.1	261.1	263.6	264.7	263.6	264.2
25°	2185.1	2008.6	1375.7	607.8	267.7	248.8	251.3	254.9	257.5	257.5	257.5
27.5°	2285.6	2054.8	1254.6	424.2	231.3	234.9	242.1	248.8	252.4	253.4	253.4
30°	2416.4	2112.2	1109.5	290.8	210.3	216.5	229.8	242.6	249.3	250.3	250.8
32.5°	2581.6	2176.9	941.2	214.9	192.3	197.0	211.3	232.9	245.7	247.7	247.7
35°	2770.8	2251.7	760.2	187.2	179.5	181.1	192.3	217.0	239.5	245.2	245.7
37.5°	2978.1	2325.6	578.1	174.9	168.8	168.8	177.0	198.0	224.7	242.1	244.2
40°	3171.4	2370.2	405.2	165.2	159.0	159.0	166.2	181.6	206.7	232.9	238.5
42.5°	3349.9	2385.6	282.1	155.9	149.8	151.3	157.5	169.8	188.8	214.9	220.0
45°	3533.6	2383.1	205.7	145.2	140.5	145.2	149.8	159.0	172.9	187.7	188.8
47.5°	3672.0	2361.5	163.1	134.9	131.8	138.0	142.1	148.2	155.9	154.9	154.9
50°	3801.8	2309.2	131.3	121.1	123.1	130.3	132.3	134.4	134.9	125.2	124.1
52.5°	3900.3	2227.6	105.1	106.2	114.4	121.6	119.5	116.4	111.3	99.5	97.5
55°	3933.1	2070.7	82.6	87.7	101.6	110.8	103.1	96.4	86.7	76.9	74.9
57.5°	3873.6	1868.1	67.2	68.2	85.7	93.4	84.6	76.9	66.2	58.0	56.4
60°	3747.4	1642.9	55.4	51.3	66.2	72.8	67.2	59.5	49.8	43.6	43.1
62.5°	3497.1	1402.9	45.7	40.0	50.3	55.9	52.3	46.7	38.5	34.4	33.9
65°	2970.9	1122.3	36.9	32.3	39.0	43.6	40.5	36.4	30.3	27.2	26.7
67.5°	2073.8	758.6	30.3	26.7	30.8	34.4	31.8	29.7	24.1	23.6	24.1
70°	1000.2	365.7	25.1	21.5	24.1	26.7	25.6	24.1	23.1	26.7	30.8
72.5°	286.7	122.6	20.0	18.0	19.5	21.0	22.1	21.5	25.1	32.3	37.4
73°	220.6	99.0	19.0	16.9	18.5	20.5	21.5	21.0	25.6	32.8	37.4
75°	94.4	47.7	14.4	13.8	15.4	18.0	19.0	19.0	25.6	33.3	35.9
77.5°	42.6	25.6	9.2	10.8	13.3	14.4	15.9	15.9	20.5	25.6	25.6
80°	24.1	13.8	7.2	8.2	9.7	9.7	9.7	8.7	9.2	10.3	11.3
82.5°	15.4	9.2	5.6	6.7	6.2	5.1	4.1	4.1	3.6	4.1	5.1
85°	8.7	5.1	5.1	4.1	2.6	2.1	2.6	2.1	0.5	0.0	0.5
87.5°	5.1	3.1	1.5	0.0	0.0	0.0	0.0	0.0	0.0	0.0	0.0
90°	0.0	0.0	0.0	0.0	0.0	0.0	0.0	0.0	0.0	0.0	0.0



Signify Classified - Internal  
Cooper Lighting Solutions Photometric Lab  
1121 Highway 74 South  
Peachtree City, GA 30269

Scaled Data Report



Report Generated By 670245982

Signify Classified - Internal  
Cooper Lighting Solutions Photometric Lab  
1121 Highway 74 South  
Peachtree City, GA 30269

Scaled Data Report



Signify Classified - Internal  
Cooper Lighting Solutions Photometric Lab  
1121 Highway 74 South  
Peachtree City, GA 30269

Scaled Data Report



Signify Classified - Internal  
Cooper Lighting Solutions Photometric Lab  
1121 Highway 74 South  
Peachtree City, GA 30269

Scaled Data Report



Signify Classified - Internal  
Cooper Lighting Solutions Photometric Lab  
1121 Highway 74 South  
Peachtree City, GA 30269

Scaled Data Report



--- HS    — SS

Signify Classified - Internal  
Cooper Lighting Solutions Photometric Lab  
1121 Highway 74 South  
Peachtree City, GA 30269

Scaled Data Report



u

Signify Classified - Internal  
Cooper Lighting Solutions Photometric Lab  
1121 Highway 74 South  
Peachtree City, GA 30269

Scaled Data Report



Signify Classified - Internal  
Cooper Lighting Solutions Photometric Lab  
1121 Highway 74 South  
Peachtree City, GA 30269

Scaled Data Report



(END OF REPORT)